

GCC[®]



Glass Clamp

Material: SUS 304 Stainless Steel

(SUS 316 Stainless Steel available by order)

Suitable Glass thickness: 8, 10mm (5/16", 3/8") (Standard)

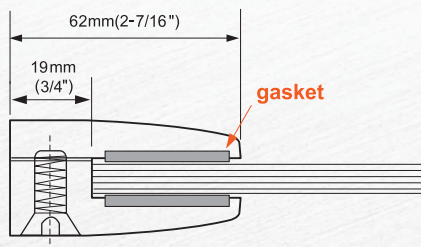
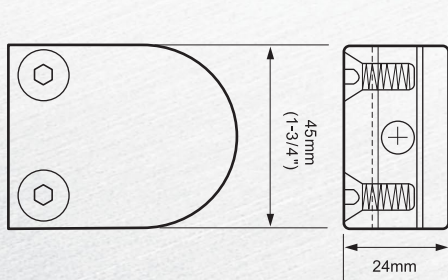


Finishes:

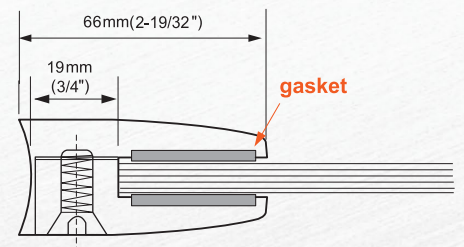
PSS--Polished Stainless steel

SSS--Satin Stainless steel

TP---Titanium plated(PVD coated as Gold Color but never change).

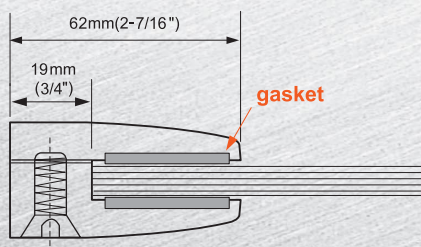
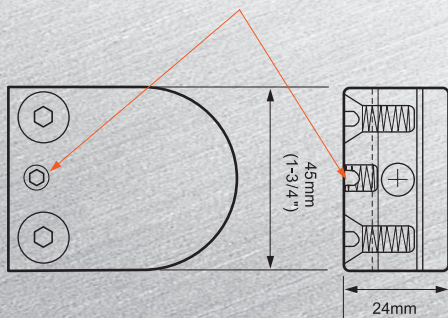


CL 1260F Flat Type
For fix to wall or square tube

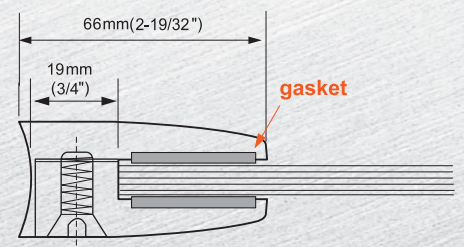


CL 1260C Curved Type
For fix to round tube ϕ 38-50.8mm (1-1/2"~2")

● Extra Screw Special For 12mm Glass By Order



CL 1260F Flat Type
For fix to wall or square tube

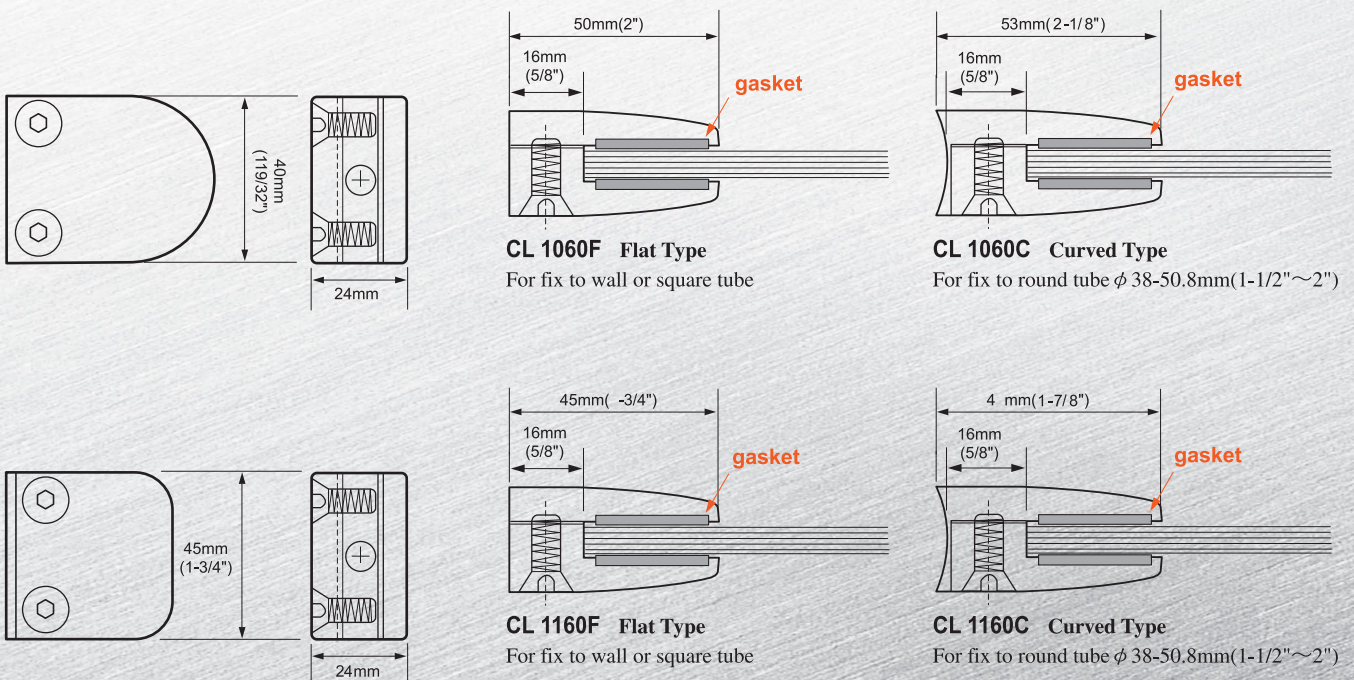


CL 1260C Curved Type
For fix to round tube ϕ 38-50.8mm (1-1/2"~2")

Material: SUS 304 Stainless Steel
Suitable Glass thickness: 6,8mm(1/4",5/16")



Finishes: PSS--Polished Stainless steel
SSS--Satin Stainless steel
TP---Titanium plated(PVD coated as Gold Color but never change).

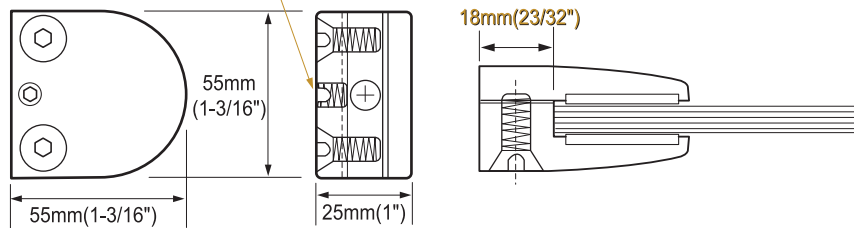


Material: Die-cast zinc alloy

Suitable Glass thickness: 8,10mm(5/16", 3/8")

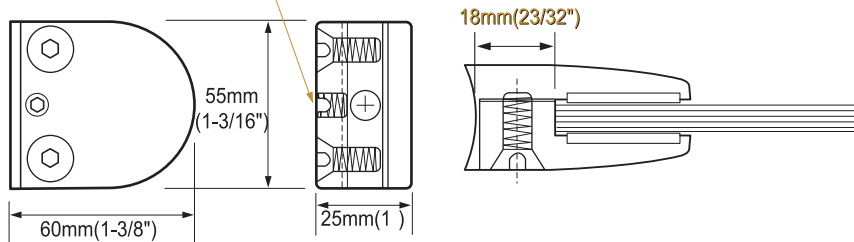


Holding power balance adjustable screw



CL 1282F Flat Type For fix to wall or square tube

Holding power balance adjustable screw



CL 1282C Curved Type For fix to round tube ϕ 50.8mm(2")

Available Finishes: PC: Polished Chrome Plated
PB: Polished Brass Plated
SC: Satin Chrome Plated

GD: Gold Plated
SNK: Satin Nickel Plated

*** other color available by order.**



PGF
Prestige Glass Fittings

Unit 8/3 Selgar Ave
Clovelly Park, SA 5042
Phone: 0429 933 583
Email: sales@prestigeglassfittings.com.au
Web: www.prestigeglassfittings.com.au

Notes:

